

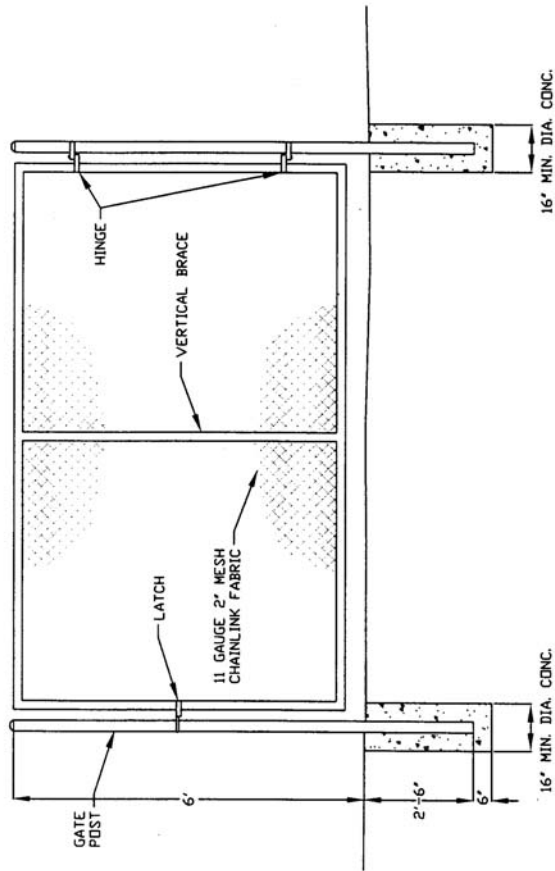


GENERAL GUIDELINES TO GATE ABANDONED ALLEY

When alley right-of-way has been vacated by the City and gates are installed, the following guidelines should be followed:

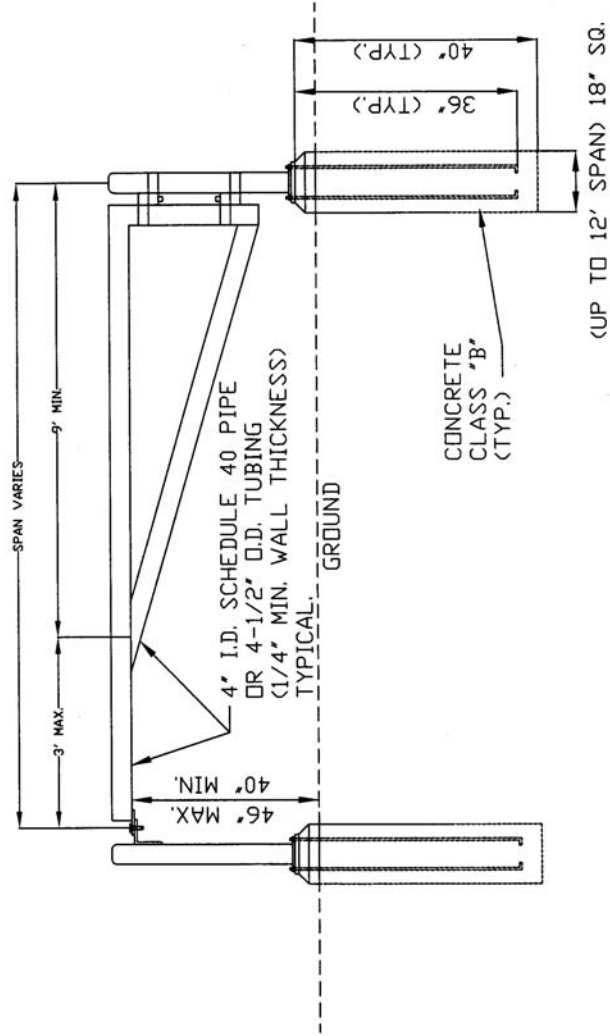
- Installation and maintenance of the gate(s) and locks is the responsibility of the abutting property owners. Check with the City of Mesa Building Safety office (480) 644-3188 to determine if a building permit is required. Diagrams of examples of chain link or swing arm gate(s) are attached for your reference.
- The gate(s) should be installed within the vacated alley right-of-way and outside the City right-of-way for the adjacent or abutting street. The gate(s) should be located so that they will not open into the public right-of-way.
- The gate(s) may be installed several feet into the vacated alley to allow vehicles to pull off the street into the alley for opening or closing the gate(s).
- Locks for the gate(s) are the responsibility of the abutting property owners. If one or more utility company requires access to the alley, it is the responsibility of the abutting property owners to contact and coordinate the access with the utility company(s).
- Maintenance of the abandoned alley right-of-way is the responsibility of the abutting property owners.

SINGLE GATE DETAIL
(FOR OPENINGS 12' OR SMALLER) N.T.S.



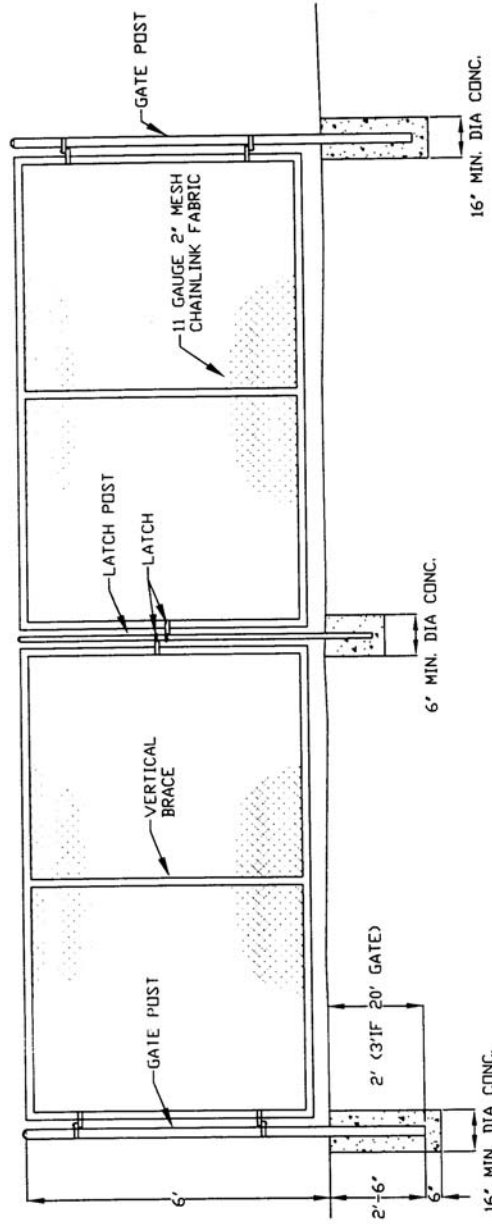
FABRIC HEIGHT	TYPICAL POST DIMENSIONS			TYPICAL GATE DIMENSIONS				
	GATE POSTS		ROLL FORMED	GATE LEAF WIDTH		GATE POST SIZE		GATE POST SIZE
	LENGTH	ROUND (O.D.)	□	6' HIGH OR LESS	6' HIGH	OVER 6' HIGH	VERTICAL BRACES	GATE POST SIZE
36"	6'-0"	2.375"	3.50"x3.50"	3.50"x3.50"	3.50"x3.50"	□	0	O.D.
48"	7'-0"	2.375"	3.50"x3.50"	3.50"x3.50"	3.50"x3.50"	□	0	2.875"
60"	8'-0"	2.375"	3.50"x3.50"	3.50"x3.50"	3.50"x3.50"	□	1	4.000"
72"	9'-0"	2.375"	3.50"x3.50"	3.50"x3.50"	3.50"x3.50"	□	2	4.000"

SINGLE SWING GATE DETAIL
(FOR OPENINGS 12' OR SMALLER) N.T.S.



DOUBLE GATE DETAIL

(FOR OPENINGS 12' OR LARGER) N.T.S.



TYPICAL POST DIMENSIONS			TYPICAL GATE DIMENSIONS			
FABRIC HEIGHT	GATE POSTS		GATE LEAF WIDTH	GATE POST SIZE	VERTICAL BRACES	GATE POST SIZE
	ROUND (O.D.)	ROLL FORMED				
36'	6'-0"	2.375"	3.50"x3.50"	3.50"x3.50"	0	D.I.D.
48'	7'-0"	2.375"	3.50"x3.50"	3.50"x3.50"	0	2.875"
60'	8'-0"	2.375"	3.50"x3.50"	3.50"x3.50"	1	4.000"
72'	9'-0"	2.375"	3.50"x3.50"	3.50"x3.50"	2	4.000"

DOUBLE SWING GATE DETAIL

(FOR OPENINGS 12' OR LARGER)

N.T.S.

