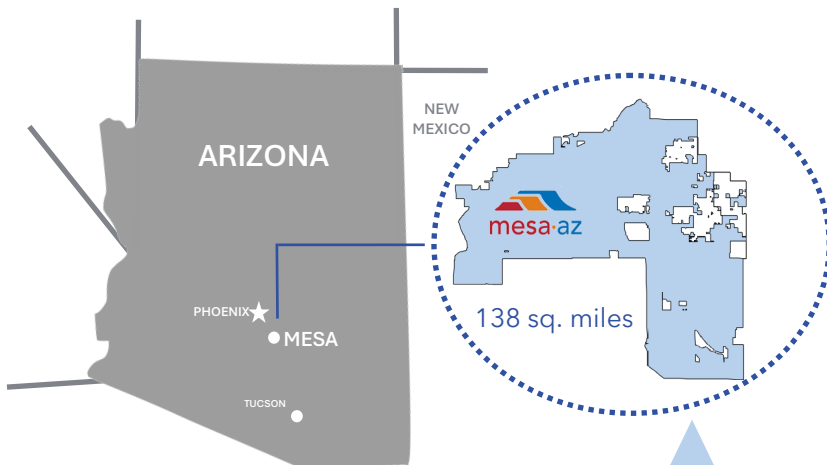




BUDGET IN BRIEF

FISCAL YEAR 2025-2026

City of Mesa Overview



MAYOR



COUNCIL MEMBERS



FULL TIME
EQUIVALENT (FTE)

Proudly Serving...



RESIDENTS



10 Year Population Growth

12%

*from 2015 to 2025



Average Temperature

86°



Bachelor's Degree or Higher

33.7%




Median Home Value

\$444,821



Median Household Income

\$83,458



Median Age

38 years

Did you know?

The City of Mesa collects less sales tax per capita compared to other cities in the valley, which means the City is more efficient with these tax dollars.

Source: FY23/24 Annual Comprehensive Financial Report



Mesa

\$645



*Median

\$853



Phoenix

\$864



Scottsdale

\$1,238

Sources: American Community Survey, City of Mesa Valley Cities Affordability and Homeowner's Comparisons, City of Mesa Economic Development





TOTAL **\$2.79B** CITY BUDGET

Expenditures FY 2025/26

Carryover

\$385.0 M

Funds for items allocated in prior fiscal year but not received until next fiscal year.

Contingency

\$95.4 M

Funds for unexpected events or unforeseen needs during the fiscal year.

General Fund

\$595.4 M

Discretionary funds allocated based on needs and priorities of the City.
Ex: Public Safety, Parks

Trust Funds

\$157.0 M

Funds to self-insure the City for areas of liability.

Ex: Employee Benefits, Workers' Comp

Enterprise Funds

\$274.1 M

Provides goods and services which are fully recovered through revenues.
Ex: Utilities, Falcon Field

Construction Funds

\$482.7 M

Used to construct infrastructure and facilities, and to acquire land and equipment.

Restricted Funds

\$538.2 M

Revenues designated for specific purposes/expenditures.
Ex: Local Streets, Arts & Culture, Transit

Debt Service

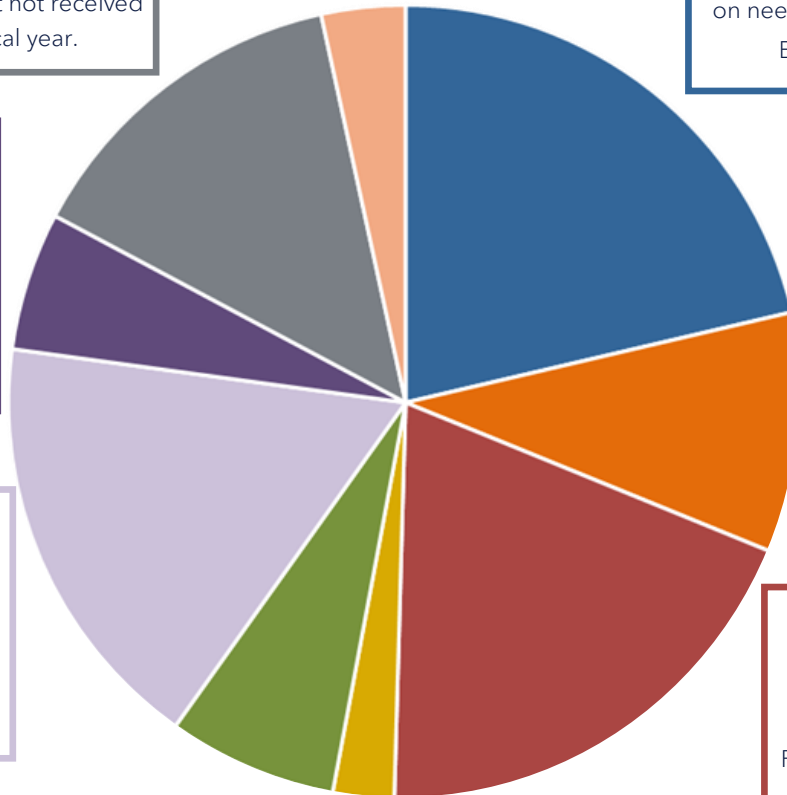
\$192.6 M

Payment of debt related to capital improvement projects.

Grant Funds

\$69.6 M

Funds awarded by outside entities for a specific purpose.



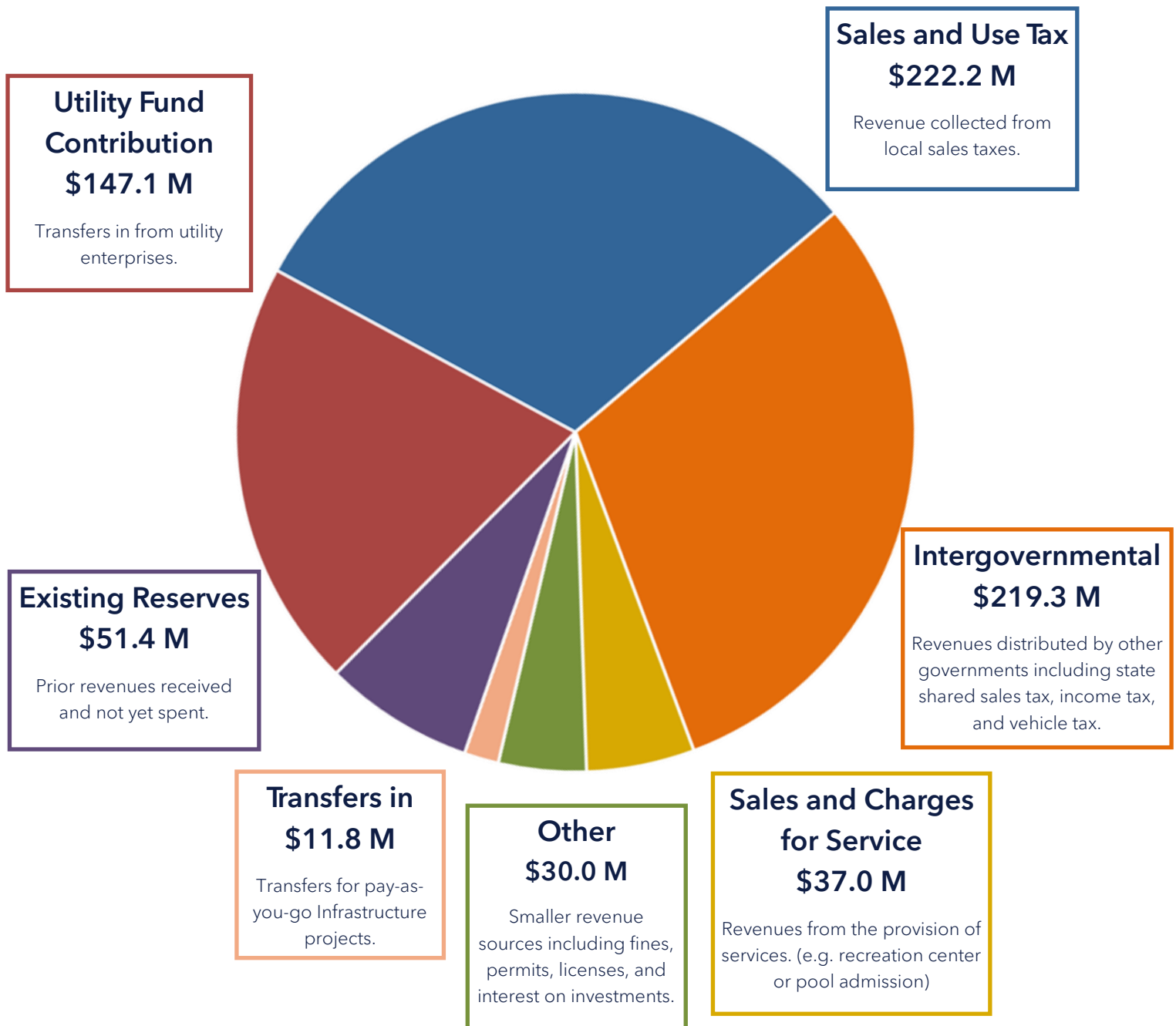
*Figures are rounded to the nearest tenth

Learn more in the [Executive Budget Book](#)

General Governmental

\$718.8 M

Resources



*Figures are rounded to the nearest tenth

Learn more in the [Executive Budget Book](#)

General Governmental

\$718.8 M

Expenditures

Parks, Libraries, and Community Services \$63.9 M

Supports the departments' facility
upkeep and programs.

Public Safety \$411.3 M

Departments such as Police,
Mesa Fire and Medical, and
Municipal Court.

Infrastructure Support \$61.6 M

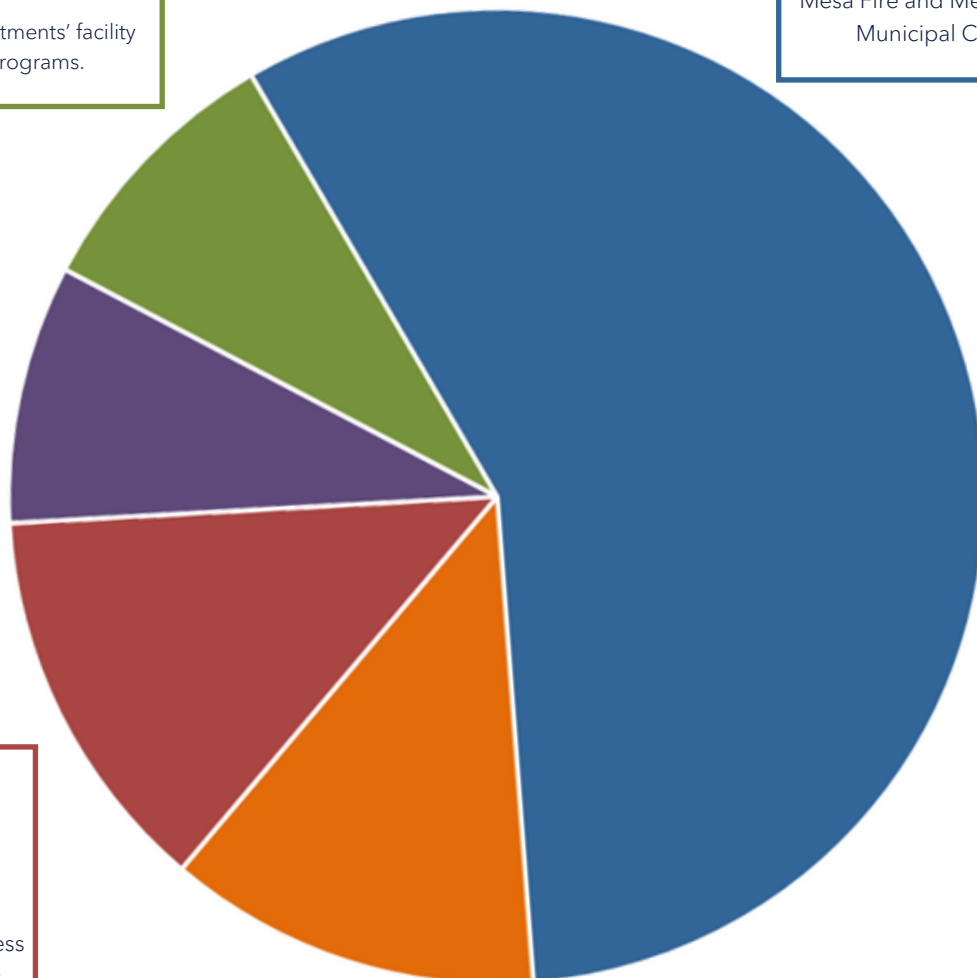
Supports maintenance and
development of facility and
technology infrastructure.

All Other City Departments \$93.1 M

Departments such as Business
Services, Communications,
and Human Resources.

Transfers Out \$88.9 M

Supports Capital Projects,
Transit, and Arts & Culture.



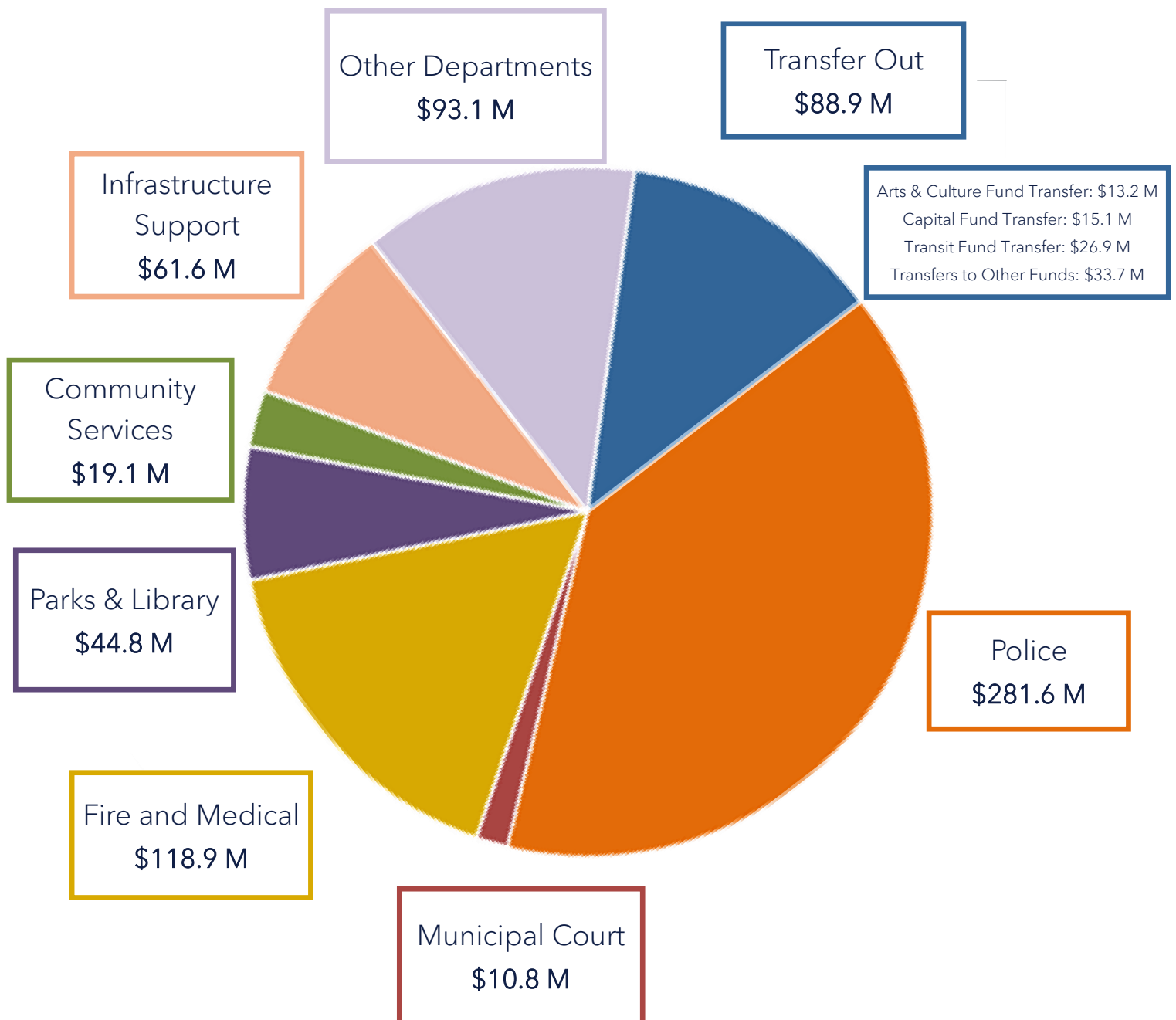
*Figures are rounded to the nearest tenth

Learn more in the [Executive Budget Book](#)

General Governmental

\$718.8 M

Expenditures by Department



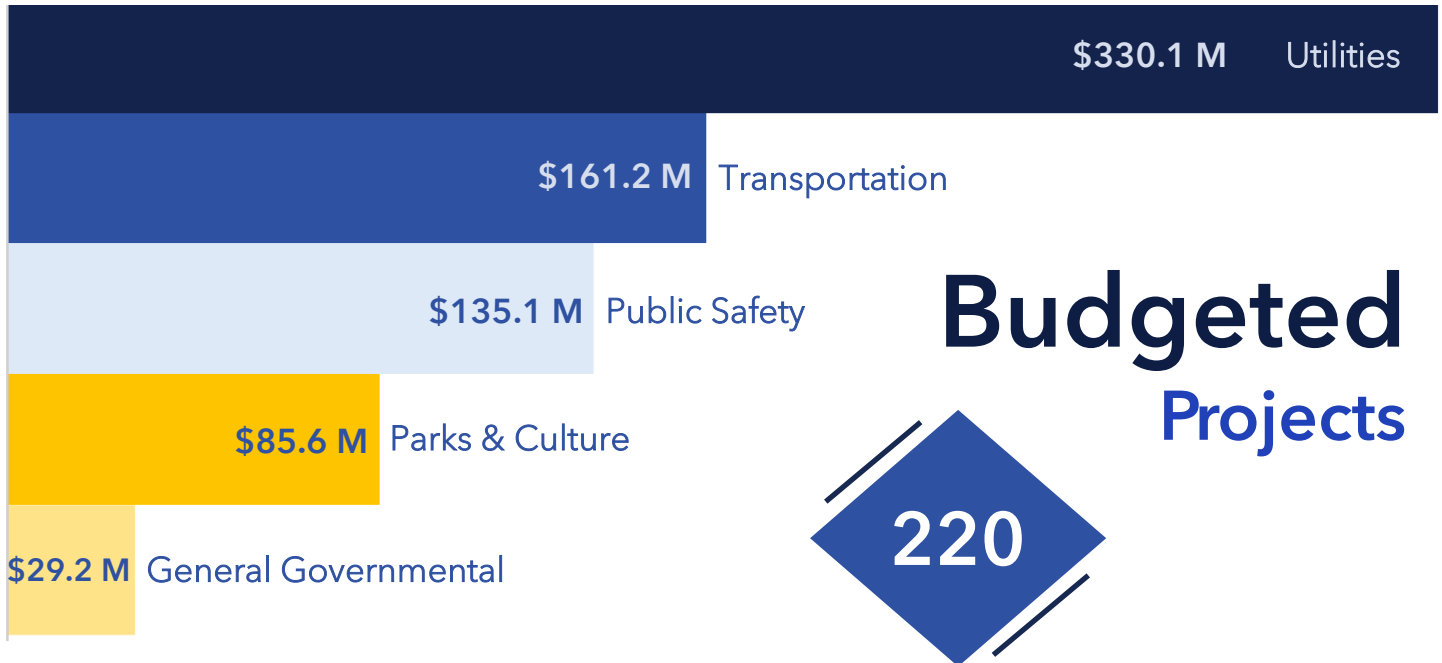
*Figures are rounded to the nearest tenth

Learn more in the [Executive Budget Book](#)

Capital Improvement Program (CIP)

\$741.2 M

CIP Funding Categories for FY 2025/26



*Figures are rounded to the nearest tenth

Operations & Maintenance

\$2.3 M

The Operations and Maintenance budget is used for one-time start-up costs and for ongoing operations and maintenance after the completion of a CIP project.

Operations Example



Operational budget would be needed after the completion of building a new police station to pay for new sworn officer positions in the station.

Maintenance Example



Maintenance budget would be needed after the completion of a new road to ensure that it stays in good condition.

Learn more about the Capital Improvement Program here: [Capital Improvement Program](#)

Budget in Action

Downtown Mesa

The City of Mesa aims to make our community a vibrant and exciting place to live. Below are some of the ways the Budget goes toward doing just that, starting in our uniquely local downtown.



The City of Mesa values community and uses the Budget to encourage connections with our residents and patrons. There is always something to do with your family in [Downtown Mesa!](#)



Another highlight of living in Mesa is the growth and development that is directly streamlined through the Budget. When you visit, we hope you see how invested we are in supporting new local events, programs, and businesses. Here are some of the new developments you may see downtown!

Neon Garden



The Neon Garden is a multi-purpose pocket-park attached to The Post. The space gives a new home to several restored historic neon signs, such as Bill Johnsons, Watson's Flowers, Dairy Queen, and Smiley Ford.

Restaurant Incubator



In partnership with Local First Arizona, this commercial space will feature a test kitchen, commissary, and dining area where emerging restauranteurs can experiment, develop, and grow their business. The design features eight rotating kiosks, layered seating zones, and a generous patio that anchors to the social life of Main Street.

Budget in Action - Live, Work, Play

More Across the City

Gateway Library

The Gateway Library will have similar amenities to the Main, Red Mountain, and Dobson Ranch libraries. As a full-service library, it will provide services to residents of all ages with an emphasis on a modern library feel and the use of technology to streamline services.



Climate Action Plan

The budget includes continued funding for existing and new projects under the Mesa Climate Action Plan. These include electric vehicle charging, watershed protection, neighborhood tree planting, and LED light conversions at city sports fields.

Public Safety

The Police Department will recruit for three academies of approximately 110 recruits in total. Mesa Fire & Medical Department will host one firefighter recruit academies with up to 35 recruits.

Opening Summer 2025, the Northeast Public Safety Facility will house Fire Station 222 and a new Police Substation. Construction will begin on two new fire stations, Lehi (Station 223) and Hawes Crossing (Station 224).

The Emergency Transport Program is now fully built-out to serve city-wide ambulance service with the addition of 59 positions and 7 ambulances.



City of Mesa Data and Performance



The City of Mesa strives to be a leader in data transparency. The City has implemented an Open Data Platform to publish and present data from across the City of Mesa to the public.

Goals of the Open Data Platform

- 1

Improve the ease of use in accessing, using, and analyzing City data.
- 2

Foster civic engagement, collaboration, and public trust.
- 3

Enhance data-driven decision making for the City.
- 4

Automate the publishing and updating of data.

Visit Data.MesaAZ.Gov

Click each icon to learn more about the performance measures in each City Service Area.



Recreation
& Culture



Neighborhoods



Energy & Utilities



Transportation



Public Safety



City Operations

Get Involved

Mayor

Mark Freeman

Mayor@MesaAZ.gov

District 1

Rich Adams

District1@MesaAZ.gov

District 2

Julie Spilsbury

District2@MesaAZ.gov

District 3

Francisco Heredia

District3@MesaAZ.gov

District 4

Jenn Duff

District4@MesaAZ.gov

District 5

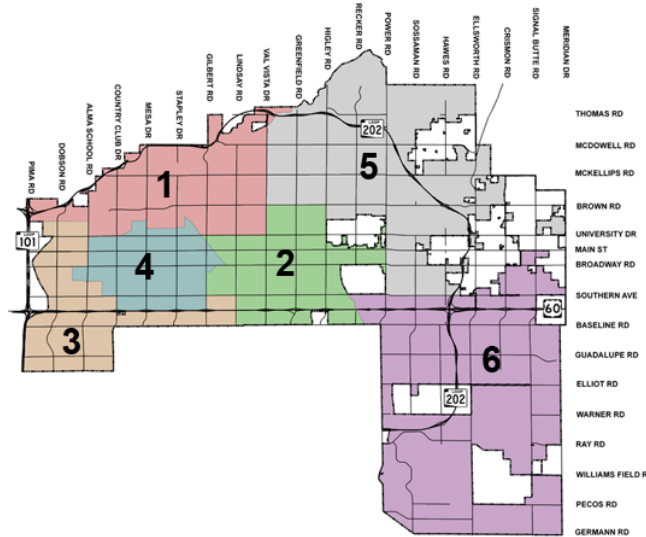
Alicia Goforth

District5@MesaAZ.gov

District 6 (Vice Mayor)

Scott Somers

District6@MesaAZ.gov



Participate in the Budget Process

Summer

Departments review progress toward achieving priorities and objectives.

Fall

Office of Management & Budget forecasts revenues and expenditures.
City Council reviews strategic goals and establishes budget priorities.

Spring

City Manager presents budget to City Council.
City Council establishes tentative budget.
City Council seeks public input and adopts final budget.

Winter

Departments submit funding requests.
Office of Management & Budget and City Manager review department budgets.

City Strategic Priorities



Sustainable Environment



Neighborhoods & Placemaking



Community Health & Safety



Thriving Economy



Skilled & Talented Workforce



Strong Community Connections

Learn more about participating in council meetings here: [City Council Meetings](#) | [City of Mesa \(mesaaz.gov\)](#)



CITY OF MESA, ARIZONA



OFFICE OF MANAGEMENT & BUDGET

PO BOX 1466 | MESA, ARIZONA 85211-1466
480-644-5799 | WWW.MESAAZ.GOV

