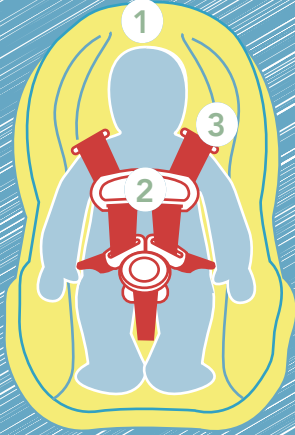




Child Car Seat

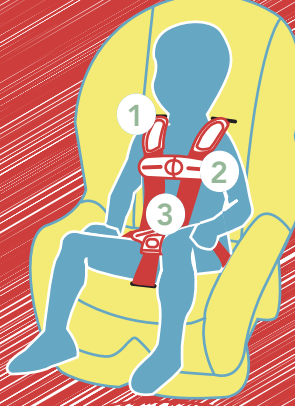
Are you using it correctly?

rear-facing seat



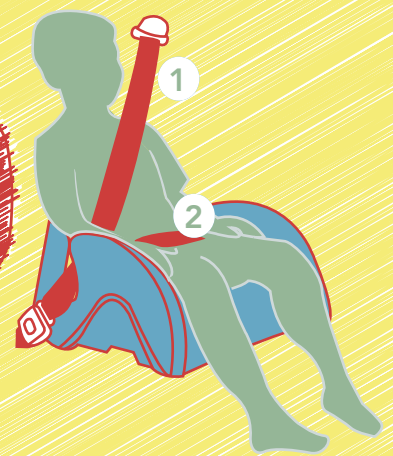
- 1 Head no closer than 1 inch to the top of the plastic shell.
- 2 Place clip at the middle of the chest, level with armpits.
- 3 Keep straps snug, flat and at or below shoulders.

forward-facing seat



- 1 Head no closer than 1 inch to the top of the plastic shell.
- 2 Place clip at the middle of the chest, level with armpits.
- 3 Keep straps snug, flat and at or above shoulders.

booster seat



- 1 Shoulder belt snug across the chest positioned off the neck.
- 2 Lap belt low on hips across upper thighs.

newborn - 1 yr

2 - 3 yrs

4 - 7 yrs

8 - 12 yrs

rear-facing seat

forward-facing seat

booster seat

Read car seat label for height and weight limits. Arizona law requires a child under 8 yrs old or less than 4 feet 9 inches tall to sit in child safety seat when riding in a vehicle.



avoid these mistakes

For more information or for help with a car seat installation contact your local inspection station. Mesa Fire and Medical Department 480-644-2200.

