

FINDING A DOCTOR IN OUR DIRECTORY IS EASY



SEARCH THE CIGNA PROVIDER NETWORK IN THREE SIMPLE STEPS

Step 1

Go to www.Cigna.com, click on

 Find a Doctor, Dentist or Facility




Step 2

Click on “plans through your employer or school”

Not a Cigna Customer Yet?

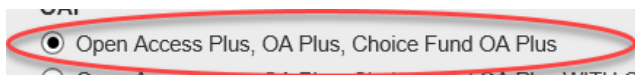
You can still search for an in-network provider, but you'll need to select a plan first and you can't compare procedure costs.

Choose a plan type to search:

-  Plans through your employer or school
-  Individual plans purchased from Cigna or healthcare.gov
-  Medicare plans

Step 3

Enter your “**Search Location**” such as City and State. Next, click on the orange “pick” button. Click on **MEDICAL PLANS** and select the “**Open Access Plus, OA Plus, Choice Fund OA Plus**” network as indicated in the illustration below. Once you have selected the network, click the orange choose button. Next, enter the last name of your doctor in the “**Search:**” section, then press enter. **NOTE:** If you are searching for a Hospital, you will need to click on “**HOSPITAL**” link (in the popular searches area) and follow the same steps as above.



If the provider you are searching for, appears in the listing, they are contracted with Cigna.